

Models: BMSY-280 - BMSY-440

## BMSY-320

Semi-Automatic

0°	○	320
0°	□	440 x 220
45°	○	280
45°	□	280 x 200
Motor		1.5kW




Models: BMSO-280 - BMSO-440

## BMSO-320

Automatic,  
Roller Feeder

0°	○	320
0°	□	320 x 300
Motor		1.5kW





Models: BMSY-325CGH - BMSY-810CGH

## BMSY-325CGH

Semi-Automatic,  
Mitre, Twin Column

0°	○	325
0°	□	450 x 320
45°	○	305
45°	□	270 x 320
Motor		2.2kW



Models: BMSY-325C - BMSY-1300C

## BMSY-820C

Semi-Automatic,  
Twin Column

0°	○	820
0°	□	820 x 850
45°	○	480
45°	□	480 x 850
Motor		7.5kW

Models: BMSO-325CH - BMSO-560CH

## BMSO-560CH

Fully Automatic with PLC,  
Twin Column

0°	○	560
0°	□	670 x 560
Motor		4kW



## BMH-170

Hydraulic Powersaw

0°	○	170
0°	□	200 x 120
45°	○	110
45°	□	110 x 110
Motor		0.75kW



Models: BMSY-230DGH - BMSY-440DGH

## BMSY-270DGH

Semi-Automatic,  
Double Mitre

0°	○	270
0°	□	350 x 220
45°	○	240
45°	□	270 x 200
Motor		1.5kW

